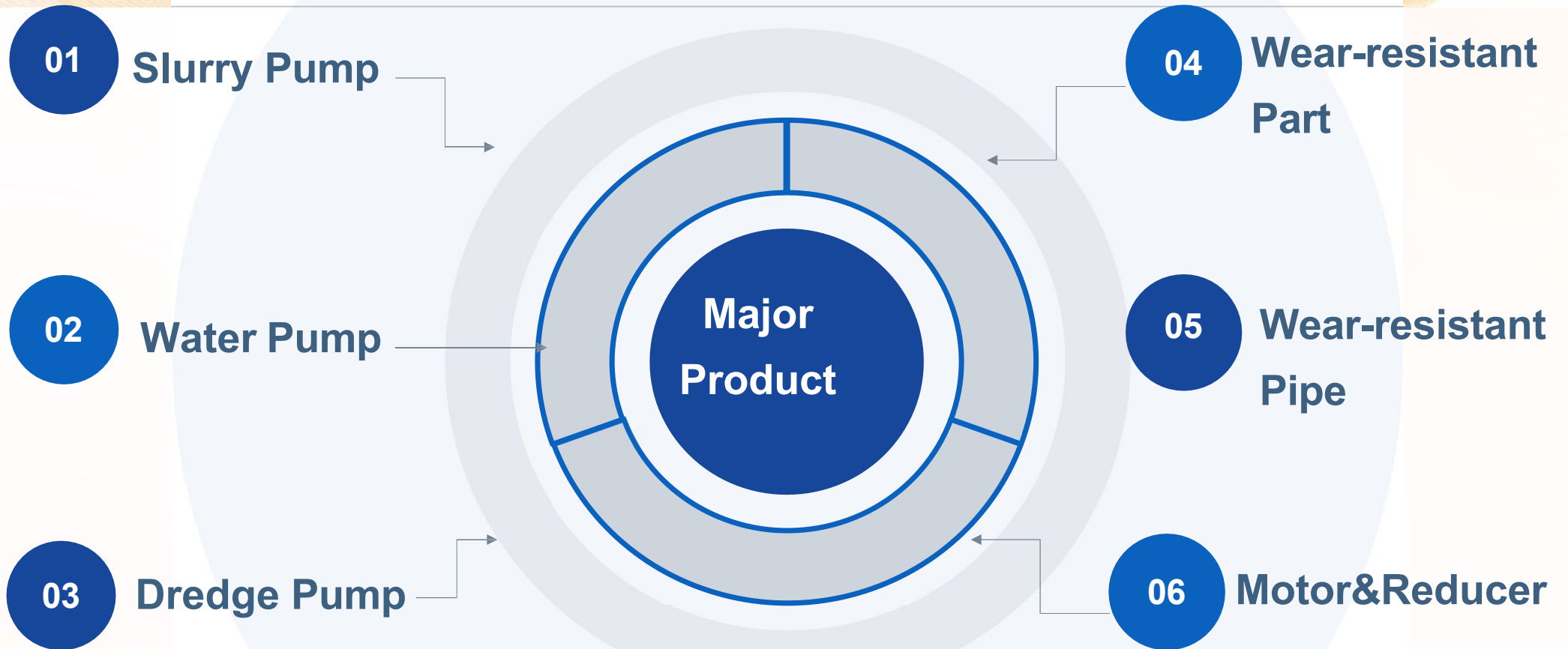


CENTRAL MINERALS 森川矿冶装备


Together with Central Minerals to Make a
Better World



Major Product



Together with Central Minerals to Make a Better World



Heavy Duty Slurry Pump

- **Discharge Diameter:** 20 ~ 1000mm
- **Flowrate:** 6.5~30000m³/h
- **Max Head:** 90m
- **Applications:**

Abrasive slurry with high concentration in mineral processing, metallurgy, coal and power plant, e.g. slurry from the ore concentrate and tailing of nonferrous mines.



Mill Circuit Slurry Pump

- **Discharge Diameter:** 200 ~ 650mm
- **Flowrate:** 1000~11000m³/h
- **Max Head:** 70m
- **Applications:**


Abrasive slurry with high concentration in mineral processing esp. mill circuit or cyclone feed, Aggregates and other slurries.



Froth Slurry Pump

- **Discharge Diameter:** 50 ~ 550mm
- **Flowrate:** up to 11400 m³/h
- **Max Head:** 80m
- **Applications:**

Abrasive slurry with high concentration in mineral processing, specially handling heavy froth slurries during mineral.



High Head Slurry Pump

- **Discharge Diameter:** 40 ~ 550mm
- **Flowrate:** 4.5~7600m³/h
- **Max Head:** 140m
- **Applications:**

Medium and light abrasive slurries containing solid particles in mineral processing plants, metallurgy, coal and other industries or heavy medium transportation in coal washing plants, etc.



Vertical Sump Pump

- **Discharge Diameter:** 25 ~ 250mm
- **Flowrate:** 4~1150m³/h
- **Max Head:** 82m
- **Applications:**


Applicable in mineral processing, coal, chemical, slag and ash removal applications to suit a variety of sump depth conditions.



Sand & Gravel Pump

- **Discharge Diameter:** 100 ~ 800mm
- **Flowrate:** 80~10000m³/h
- **Max Head:** 90m
- **Applications:**

Applicable for the transportation of highly abrasive materials with particles that are too large to be transported by common slurry pumps, such as granular coal slurry transportation, port dredging, river dredging, mining, tunneling etc.



Submersible Slurry Pump

- **Discharge Diameter:** 50 ~ 700mm
- **Flowrate:** 20~10000m³/h
- **Max Head:** 55m
- **Applications:**


Conveying slurries containing abrasive particles such as sand and gravel, tailings in metallurgy, mining, chemical industry, environmental protection, rivers, dredging, sand pumping etc.



Dredge Pump

- **Discharge Diameter:** 200 ~ 1200mm
- **Flowrate:** 80~30000m³/h
- **Max Head:** 90m
- **Applications:**

A new type of dredge pump developed by using advanced computer-aided design for dredging in port&river dredging and land reclamation industries.



Motors & Reducers

We have long term strategic partnership with some first class domestic and international motor&reducer brands which will make your procurement more simple, reliable, effective and less costly.